

EANCOM[®] 2002 S3

RETINS

Instruction for returns message

Edition 2016 Upd. 2021

1. Introduction..... 2

2. Message Structure Chart 3

3. Branching Diagram..... 5

4. Segments Description 10

5. Segments Layout..... 14

6. Example(s) 59

1. Introduction

Status

MESSAGE TYPE : RETINS
REFERENCE DIRECTORY : D.01B
EANCOM® SUBSET VERSION : 003

Definition

A message by which a party informs another party whether and how goods shall be returned.

Principles

The sender of an instruction for returns message will normally have previously been informed by the recipient of the intention to return goods by means of the Announcement for Returns message.

The instruction for returns message can be used to inform the receiving party on:

- goods being re-called;
- whether the goods shall be returned, repaired, destroyed, or disposed of;
- which transport means and mode shall be used;
- on or by which date the return shall take place;
- which party is responsible for initialising transportation;
- which party is responsible for the transportation costs;
- any additional costs related to the return;
- the carrier who shall carry out the transportation;
- the address to which the returned goods should be sent;
- any associated documents which will be raised in conjunction with the instruction for return, e.g. credit note.
- fixed returns instructions for items which are returned on a scheduled basis, e.g. the collection of unsold newspapers will take place at a fixed time each week.

The instruction for returns may be used to inform a party if the sender refuses, or does not require, return of the goods. Where the message sender does not require the return of goods the message should indicate what action the message recipient should carry out (e.g. disposal, destroy). Where the message sender refuses the return of goods the reason for the refusal should be provided.

2. Message Structure Chart



UNA	1	C	1	- Service string advice
UNB	2	M	1	- Interchange header

Instruction For Returns Heading Section

UNH	3	M	1	- Message header
BGM	4	M	1	- Beginning of message
DTM	5	C	9	- Date/time/period
SG1		C	9	- DOC-DTM
DOC	6	M	1	- Document/message details
DTM	7	C	9	- Date/time/period
SG2		C	9	- RFF-DTM
RFF	8	M	1	- Reference
DTM	9	C	9	- Date/time/period
SG3		C	9	- NAD-LOC-SG4-SG5
NAD	10	M	1	- Name and address
LOC	11	C	9	- Place/location identification
SG4		C	9	- RFF
RFF	12	M	1	- Reference
SG5		C	9	- CTA-COM
CTA	13	M	1	- Contact information
COM	14	C	9	- Communication contact
SG6		C	99	- CDI-DTM-FTX
CDI	15	M	1	- Physical or logical state
DTM	16	C	9	- Date/time/period
FTX	17	C	9	- Free text
SG9		C	9	- TDT
TDT	18	M	1	- Details of transport

Instruction For Returns Detail Section

SG11		M	9999	- LIN-PIA-IMD-MEA-DTM-QTY-LOC-MOA-SG12-SG13-SG16-SG18
LIN	19	M	1	- Line item
PIA	20	C	9	- Additional product id
IMD	21	C	9	- Item description
MEA	22	C	9	- Measurements
DTM	23	C	9	- Date/time/period
QTY	24	C	9	- Quantity
LOC	25	C	9	- Place/location identification
MOA	26	C	9	- Monetary amount
SG12		C	9	- DOC-DTM
DOC	27	M	1	- Document/message details
DTM	28	C	9	- Date/time/period
SG13		C	9	- RFF-DTM
RFF	29	M	1	- Reference
DTM	30	C	9	- Date/time/period
SG16		C	9	- PAC-SG17
PAC	31	M	1	- Package
SG17		C	9	- PCI-DTM-GIN
PCI	32	M	1	- Package identification
DTM	33	C	9	- Date/time/period
GIN	34	C	9	- Goods identity number
SG18		C	99	- CDI-DTM-FTX
CDI	35	M	1	- Physical or logical state
DTM	36	C	9	- Date/time/period
FTX	37	C	9	- Free text

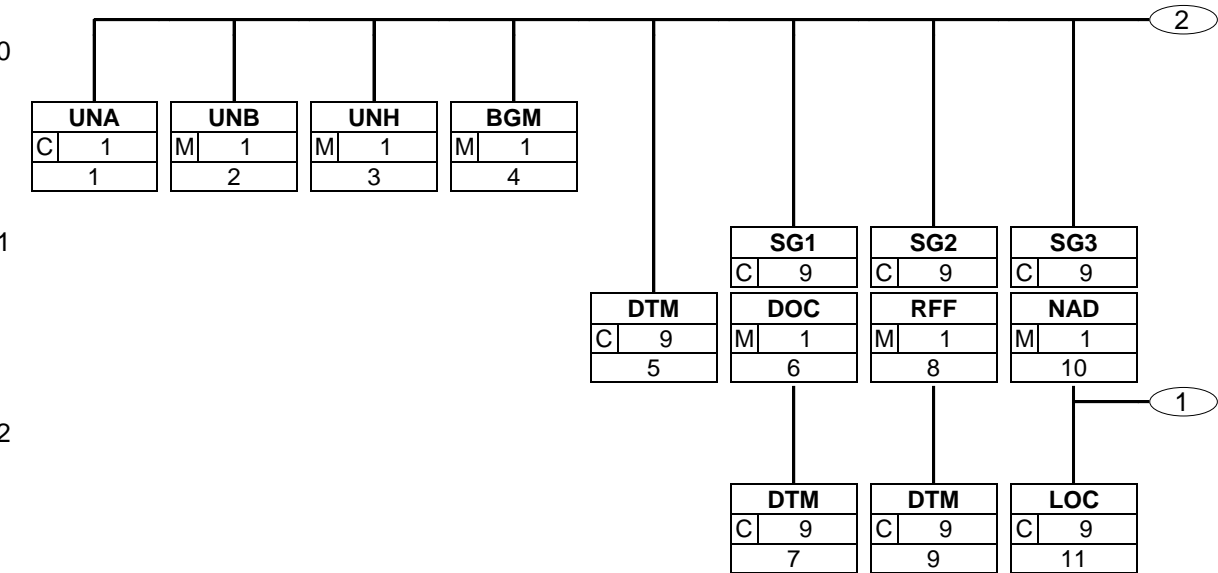
2. Message Structure Chart



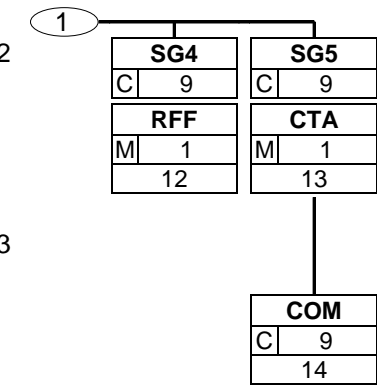
Instruction For Returns Summary Section

CNT	38	C	9	- Control total
UNT	39	M	1	- Message trailer
UNZ	40	M	1	- Interchange trailer

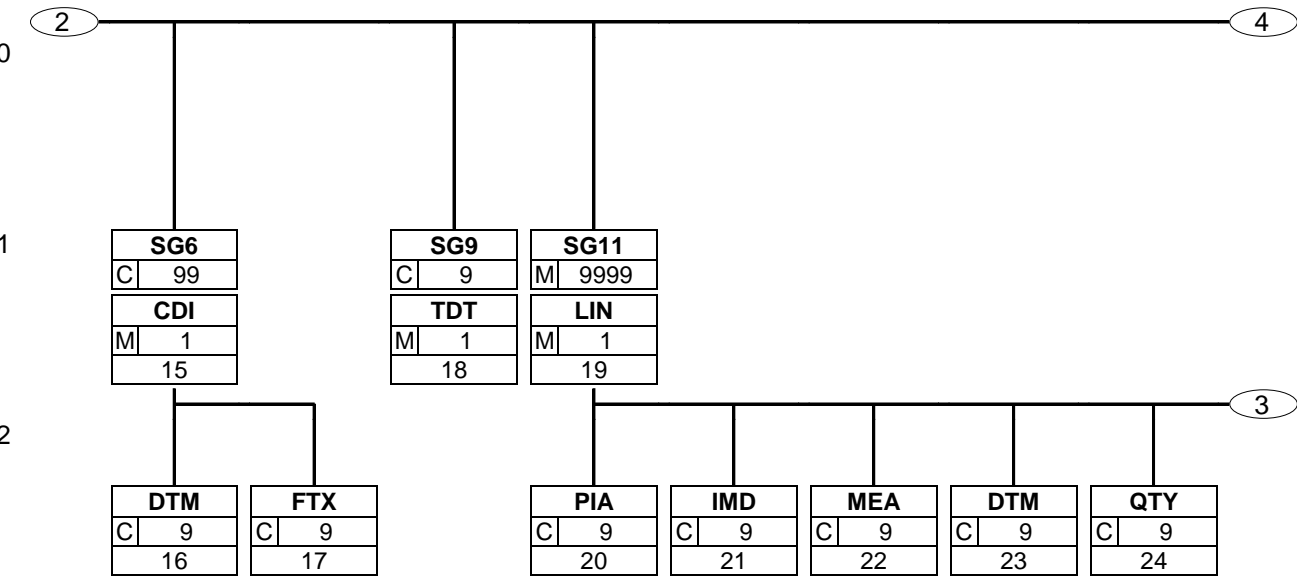
3. Branching Diagram



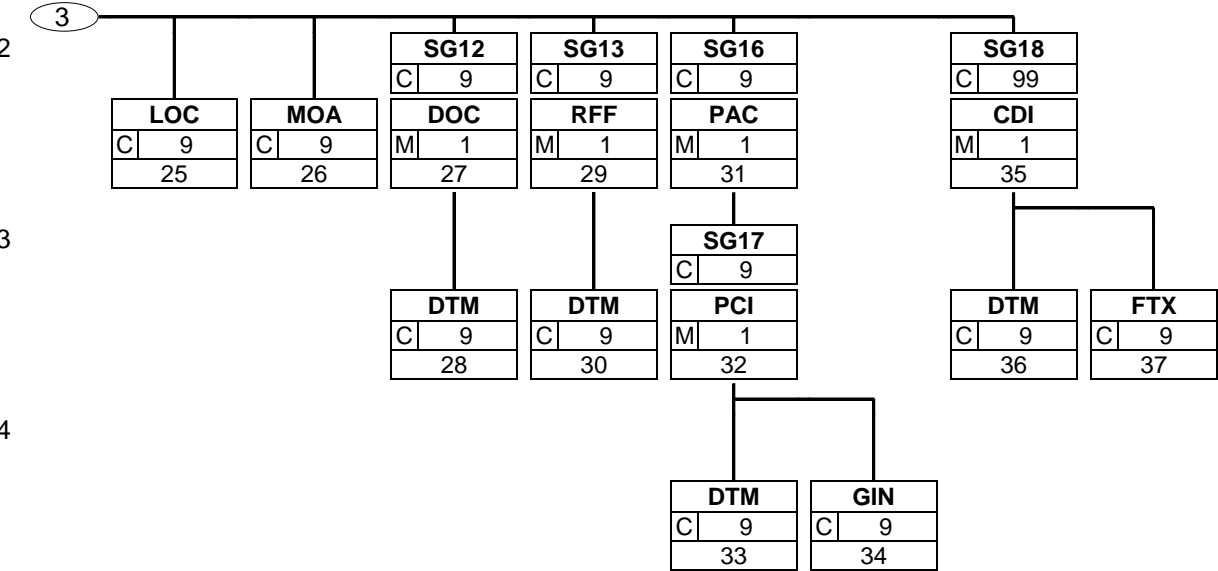
3. Branching Diagram



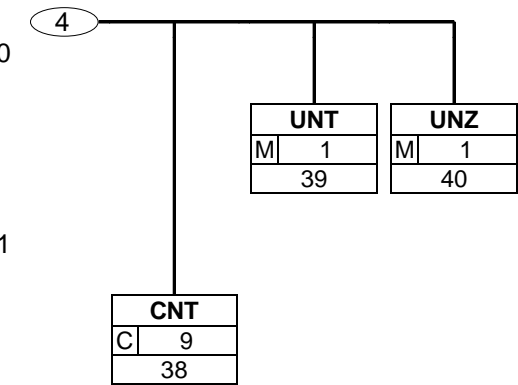
3. Branching Diagram



3. Branching Diagram



3. Branching Diagram



4. Segments Description

- UNA - C 1 - Service string advice
The service string advice shall begin with the upper case characters UNA immediately followed by six characters in the order shown below. The same character shall not be used in more than one position of the UNA.
- UNB - M 1 - Interchange header
This segment is used to envelope the interchange, as well as to identify both, the party to whom the interchange is sent and the party who has sent the interchange. The principle of the UNB segment is the same as a physical envelope which covers one or more letters or documents, and which details, both the address where delivery is to take place and the address from where the envelope has come.

Instruction For Returns Heading Section

- UNH - M 1 - Message header
This segment is used to head, identify and specify a message.
- BGM - M 1 - Beginning of message
This segment is used to indicate the type and function of a message and to transmit the identifying number.
- DTM - C 9 - Date/time/period
This segment is used to specify any dates applicable to the complete instruction for returns message.
- SG1 - C 9 - DOC-DTM**
A group of segments by which the sender of the message indicates to the receiver what type of document or message will accompany or follow the instruction for returns message, e.g., a credit note.
- DOC - M 1 - Document/message details
This segment is used to identify any documents which the message sender has or will raise for the message recipient as a result of a previously sent announcement for returns message.
- DTM - C 9 - Date/time/period
This segment is used to specify dates related to the document type specified in the DOC segment.
- SG2 - C 9 - RFF-DTM**
A group of segments providing references and any associated dates related to the current message, e.g. announcement for returns number, invoice, etc.
- RFF - M 1 - Reference
This segment is used to specify any references valid for the complete instruction for returns message.
- DTM - C 9 - Date/time/period
This segment is used to specify any dates related to the previous RFF segment.
- SG3 - C 9 - NAD-LOC-SG4-SG5**
A group of segments identifying the parties involved in the instruction to return message and any associated information.
- NAD - M 1 - Name and address
This segment is used to identify the parties involved in the instructions for returns process.
- LOC - C 9 - Place/location identification
This segment is used to identify any locations related to the party identified in the NAD segment.
- SG4 - C 9 - RFF**
A group of segments for specifying any references relating to the current party.

4. Segments Description

RFF - M 1	- Reference This segment is used to specify reference numbers related to the trading parties identified in the NAD segment.
SG5 - C 9	- CTA-COM A group of segments identifying the contact person or department for the current party and if required specifying the communication channel and number.
CTA - M 1	- Contact information This segment is used to identify the department and/or person within the party specified in the NAD.
COM - C 9	- Communication contact This segment is used to identify the communications number and the type of communications used for the person or department identified in the CTA segment.
SG6 - C 99	- CDI-DTM-FTX A group of segments identifying any states, dates or additional references related to the complete instruction for return message.
CDI - M 1	- Physical or logical state This segment is used to indicate conditions specified by the message sender concerning the return or otherwise of all the goods detailed in the message.
DTM - C 9	- Date/time/period This segment is used to specify dates relevant to the returns conditions and instructions provided in the CDI and INS segments for the entire message.
FTX - C 9	- Free text This segment is used to indicate free text information related to the entire message.
SG9 - C 9	- TDT A segment identifying the mode and means of transport relating to the whole instruction for returns.
TDT - M 1	- Details of transport This segment is used to identify the mode and means of transport which will be used to return the goods detailed in the message.

Instruction For Returns Detail Section

SG11 - M 9999	- LIN-PIA-IMD-MEA-DTM-QTY-LOC-MOA-SG12-SG13-SG16-SG18 A group of segments providing details of the individual items for which instruction for returns are being provided. There must be at least one occurrence of this group within an instruction for returns.
LIN - M 1	- Line item This segment indicates the beginning of the detail section of the instruction for returns message.
PIA - C 9	- Additional product id This segment is used to specify additional or substitutional item identification codes such as a buyer's or supplier's item number.
IMD - C 9	- Item description This segment is used to describe the current line item.
MEA - C 9	- Measurements This segment is used to specify any relevant measurements for the line item being returned.
DTM - C 9	- Date/time/period This segment is used to specify any dates applicable to the current line item only.

4. Segments Description

QTY - C 9	- Quantity This segment is used to specify any quantities relevant for the current line item.
LOC - C 9	- Place/location identification This segment is used to identify locations relevant to the current line item.
MOA - C 9	- Monetary amount This segment is used to specify any monetary amount relevant to the current line item.
SG12 - C 9	- DOC-DTM A group of segments by which the sender of the message indicates to the receiver what type of document or message will accompany or follow the instruction for returns message, e.g., a credit note, for the current line item.
DOC - M 1	- Document/message details This segment is used to identify any documents relevant to the current line item.
DTM - C 9	- Date/time/period This segment is used to specify dates related to the document specified in the DOC segment.
SG13 - C 9	- RFF-DTM A group of segments for specifying any references relating to the current line item only, e.g. invoice number, etc.
RFF - M 1	- Reference This segment is used to specify any references valid for the current line item only.
DTM - C 9	- Date/time/period This segment is used to specify dates and times of the reference specified in the previous RFF segment.
SG16 - C 9	- PAC-SG17 A group of segments identifying packaging, marks and numbers, date and time information about packing for the product for which an instruction for returns is provided.
PAC - M 1	- Package This segment is used to provide packaging information for the line item being returned.
SG17 - C 9	- PCI-DTM-GIN A group of segments specifying markings, labels, and packing numbers.
PCI - M 1	- Package identification This segment is used to provide markings and labels information relevant to the packaging unit identified in the PAC segment. This information may be used at the time of collection to correctly identify the packages for return.
DTM - C 9	- Date/time/period This segment is used to specify dates related to the packaging for the current line item.
GIN - C 9	- Goods identity number This segment is used to provide identification numbers relevant to the packaging unit identified in the PAC segment.
SG18 - C 99	- CDI-DTM-FTX A group of segments identifying any states, dates or additional references related to the return of the current line item.
CDI - M 1	- Physical or logical state This segment is used to indicate conditions (actions) requested by the message sender for the current line item.

4. Segments Description

- DTM - C 9 - Date/time/period
This segment is used to specify dates relevant to the returns conditions and instructions provided in the CDI and INS segments for the current line item.
- FTX - C 9 - Free text
This segment is used to indicate free text information related to the conditions of the current line item.

Instruction For Returns Summary Section

- CNT - C 9 - Control total
This is used to provide message control information for checking on the message receivers in-house system.
- UNT - M 1 - Message trailer
The UNT segment is a mandatory UN/EDIFACT segment. It must always be the last segment in the message.
- UNZ - M 1 - Interchange trailer
This segment is used to provide the trailer of an interchange.

5. Segments Layout

This section describes each segment used in the EANCOM® Returns instruction message. The original EDIFACT segment layout is listed. The appropriate comments relevant to the EANCOM® subset are indicated.

Notes:

1. The segments are presented in the sequence in which they appear in the message. The segment or segment group tag is followed by the (M)andatory / (C)onditional indicator, the maximum number of occurrences and the segment description.
2. Reading from left to right, in column one, the data element tags and descriptions are shown, followed by in the second column the EDIFACT status (M or C), the field format, and the picture of the data elements. These first pieces of information constitute the original EDIFACT segment layout.

Following the EDIFACT information, EANCOM® specific information is provided in the third, fourth, and fifth columns. In the third column a status indicator for the use of (C)onditional EDIFACT data elements (see 2.1 through 2.3 below), in the fourth column the restricted indicator (see point 3 on the following page), and in the fifth column notes and code values used for specific data elements in the message.

- 2.1 (M)andatory data elements in EDIFACT segments retain their status in EANCOM®.
- 2.2 Additionally, there are five types of status for data elements with a (C)onditional EDIFACT status, whether for simple, component or composite data elements. These are listed below and can be identified when relevant by the following abbreviations:

- REQUIRED	R	Indicates that the entity is required and must be sent.
- ADVISED	A	Indicates that the entity is advised or recommended.
- DEPENDENT	D	Indicates that the entity must be sent in certain conditions, as defined by the relevant explanatory note.
- OPTIONAL	O	Indicates that the entity is optional and may be sent at the discretion of the user.
- NOT USED	N	Indicates that the entity is not used and should be omitted.

- 2.3 If a composite is flagged as **N, NOT USED**, all data elements within that composite will have blank status indicators assigned to them.
3. Status indicators detailed in the fourth column which directly relate to the code values detailed in the fifth **column** may have two values:

- RESTRICTED	*	A data element marked with an asterisk (*) in the fourth column indicates that the listed codes in column five are the only codes available for use with this data element, in this segment, in this message.
- OPEN		All data elements where coded representation of data is possible and a restricted set of code values is not indicated are open (no asterisk in fourth column). The available codes are listed in the EANCOM® Data Elements and Code Sets Directory. Code values may be given as examples or there may be a note on the format or type of code to be used.

4. Different colours are used for the code values in the segment details: restricted codes are in red and open codes in blue.

5. Segments Layout

Segment number: 1

UNA - C 1 - Service string advice					
Function:					
To define the characters selected for use as delimiters and indicators in the rest of the interchange that follows.					
		EDIFACT	GS1	*	Description
UNA1	Component data element separator	M an1	M	*	Used as a separator between component data elements contained within a composite data element (default value: ":")
UNA2	Data element separator	M an1	M	*	Used to separate two simple or composite data elements (default value: "+")
UNA3	Decimal notation	M an1	M	*	Used to indicate the character used for decimal notation (default value: ".")
UNA4	Release indicator	M an1	M	*	Used to restore any service character to its original specification (value: "?").
UNA5	Reserved for future use	M an1	M	*	(default value: space)
UNA6	Segment terminator	M an1	M	*	Used to indicate the end of segment data (default value: "' '")
<p>Segment Notes:</p> <p>The service string advice shall begin with the upper case characters UNA immediately followed by six characters in the order shown below. The same character shall not be used in more than one position of the UNA.</p> <p>This segment is used to inform the receiver of the interchange that a set of service string characters which are different to the default characters are being used.</p> <p>When using the default set of service characters, the UNA segment need not be sent. If it is sent, it must immediately precede the UNB segment and contain the four service string characters (positions UNA1, UNA2, UNA4 and UNA6) selected by the interchange sender.</p> <p>Regardless of whether or not all of the service string characters are being changed every data element within this segment must be filled, (i.e., if some default values are being used with user defined ones, both the default and user defined values must be specified).</p> <p>When expressing the service string characters in the UNA segment, it is not necessary to include any element separators.</p> <p>The use of the UNA segment is required when using a character set other than level A.</p> <p>UNA:+.? '</p>					

5. Segments Layout

Segment number: 2

UNB - M 1 - Interchange header				
Function: To start, identify and specify an interchange.				
	EDIFACT	GS1	*	Description
S001 SYNTAX IDENTIFIER	M	M		See Part I chapter 5.2.7 and segment notes.
0001 Syntax identifier	M a4	M	*	UNOA = UN/ECE level A UNOB = UN/ECE level B UNOC = UN/ECE level C UNOD = UN/ECE level D UNOE = UN/ECE level E UNOF = UN/ECE level F
0002 Syntax version number	M n1	M	*	3 = Version 3
S002 INTERCHANGE SENDER	M	M		
0004 Sender identification	M an..35	M		GLN (n13)
0007 Partner identification code qualifier	C an..4	R	*	14 = GS1
0008 Address for reverse routing	C an..14	O		
S003 INTERCHANGE RECIPIENT	M	M		
0010 Recipient identification	M an..35	M		GLN (n13)
0007 Partner identification code qualifier	C an..4	R	*	14 = GS1
0014 Routing address	C an..14	O		
S004 DATE/TIME OF PREPARATION	M	M		
0017 Date of preparation	M n6	M		YYMMDD
0019 Time of preparation	M n4	M		HHMM
0020 Interchange control reference	M an..14	M		Unique reference identifying the interchange. Created by the interchange sender.
S005 RECIPIENT'S REFERENCE, PASSWORD	C	O		
0022 Recipient's reference/ password	M an..14	M		
0025 Recipient's reference/ password qualifier	C an2	O		
0026 Application reference	C an..14	O		Message identification if the interchange contains only one type of message.
0029 Processing priority code	C a1	O		A = Highest priority
0031 Acknowledgement request	C n1	O		1 = Requested
0032 Communications agreement ID	C an..35	O	*	EANCOM.....
0035 Test indicator	C n1	O		1 = Interchange is a test
Segment Notes: This segment is used to envelope the interchange, as well as to identify both, the party to whom the interchange is sent and the party who has sent the interchange. The principle of the UNB segment is the same as a physical envelope which covers one or more letters or documents, and which details, both the address where delivery is to take place and the address from where the envelope has come.				

5. Segments Layout

Segment number: 2

S001: The character encoding specified in basic code table of ISO/IEC 646 (7-bit coded character set for information interchange) shall be used for the interchange service string advice (if used) and up to and including the composite data element S001 'Syntax identifier' in the interchange header. The character repertoire used for the characters in an interchange shall be identified from the code value of data element 0001 in S001 'Syntax identifier' in the interchange header. The character repertoire identified does not apply to objects and/or encrypted data.

The default encoding technique for a particular repertoire shall be the encoding technique defined by its associated character set specification.

DE 0001: The recommended (default) character set for use in EANCOM® for international exchanges is character set A (UNOA). Should users wish to use character sets other than A, an agreement on which set to use should be reached on a bilateral basis before communications begin.

DE 0004, 0008, 0010, 0014, 0042 and 0046: Within EANCOM® the use of the Global Location Number (GLN) is recommended for the identification of the interchange sender and recipient.

DE 0008: Identification (e.g. a division) specified by the sender of the interchange, to be included if agreed, by the recipient in response interchanges, to facilitate internal routing.

DE 0042: Sub-level of sender internal identification, when further sub-level identification is required.

DE 0014: The address for routing, provided beforehand by the interchange recipient, is used by the interchange sender to inform the recipient of the internal address, within the latter's systems, to which the interchange should be routed. It is recommended that the GLN be used for this purpose.

DE 0007: Identification (e.g. a division) specified by the recipient of the interchange, to be included if agreed, by the sender in response interchanges, to facilitate internal routing.

DE 0046: Sub-level of recipient internal identification, when further sub-level identification is required.

DE S004: The date and time specified in this composite should be the date and time at which the interchange sender prepared the interchange. This date and time may not necessarily be the same as the date and time of contained messages.

DE 0020: The interchange control reference number is generated by the interchange sender and is used to identify uniquely each interchange. Should the interchange sender wish to re-use interchange control reference numbers, it is recommended that each number be preserved for at least a period of three months before being re-used. In order to guarantee uniqueness, the interchange control reference number should always be linked to the interchange sender's identification (DE 0004).

DE S005: The use of passwords must first be agreed bilaterally by the parties exchanging the interchange.

DE 0026: This data element is used to identify the application, on the interchange recipient's system, to which the interchange is directed. This data element may only be used if the interchange contains only one type of message, (e.g. only invoices). The reference used in this data element is assigned by the interchange sender.

DE 0031: This data element is used to indicate whether an acknowledgement to the interchange is required. The EANCOM® APERAK or CONTRL message should be used to provide acknowledgement of interchange receipt. In addition, the EANCOM® CONTRL message may be used to indicate when an interchange has been rejected due to syntax errors.

DE 0032: This data element is used to identify any underlying agreements which control the exchange of data. Within EANCOM®, the identity of such agreements must start with the letters 'EANCOM', the remaining characters within the data element being filled according to bilateral agreements.

UNB+UNOA:3+5412345678908:14+8798765432106:14+020102:1000+12345555+++++EANCOMREF 52'

5. Segments Layout

Segment number: 3

UNH - M 1 - Message header				
Function: To head, identify and specify a message.				
	EDIFACT	GS1	*	Description
0062 Message reference number	M an..14	M		Senders unique message reference. Sequence number of the messages in the interchange. DE 0062 in the UNT will be identical. Sender generated.
S009 MESSAGE IDENTIFIER	M	M		
0065 Message type	M an..6	M	*	RETINS = Instruction for returns message
0052 Message version number	M an..3	M	*	D = Draft version/UN/EDIFACT Directory
0054 Message release number	M an..3	M	*	01B = Release 2001 - B
0051 Controlling agency	M an..2	M	*	UN = UN/CEFACT
0057 Association assigned code	C an..6	R	*	EAN003 = GS1 version control number (GS1 Permanent Code) Indicates that the message is the EANCOM version 003 of the UNSM Instruction For Returns.
0068 Common access reference	C an..35	N		
S010 STATUS OF THE TRANSFER	C	N		
0070 Sequence of transfers	M n..2			
0073 First and last transfer	C a1			
Segment Notes: This segment is used to head, identify and specify a message. DE's 0065, 0052, and 0054: Indicate that the message is a UNSM Instruction For Returns message based on the D.01B directory. Example: UNH+ME000001+RETINS:D:01B:UN:EAN003'				

5. Segments Layout

Segment number: 4

BGM - M 1 - Beginning of message				
Function: To indicate the type and function of a message and to transmit the identifying number.				
	EDIFACT	GS1	*	Description
C002 DOCUMENT/MESSAGE NAME	C	R		
1001 Document name code	C an..3	R	*	733 = Instruction for returns
1131 Code list identification code	C an..17	N		
3055 Code list responsible agency code	C an..3	R	*	9 = GS1
1000 Document name	C an..35	O		
C106 DOCUMENT/MESSAGE IDENTIFICATION	C	R		
1004 Document identifier	C an..35	R		Instruction for returns number assigned by the document sender. For global unique identification of documents Global Document Type Identifier (GDTI) is available.
1056 Version identifier	C an..9	N		
1060 Revision identifier	C an..6	N		
1225 Message function code	C an..3	R	*	1 = Cancellation 6 = Confirmation 7 = Duplicate 9 = Original 31 = Copy The message function, coded is a critical data element in this segment. It applies to all data indicated in the message. The following definitions apply for the restricted codes: 1= Cancellation - A cancellation of a previously sent instruction for returns. The identification of the instruction for returns being cancelled is provided in the RFF segment. 6 = Confirmation - A confirmation of a previously transmitted instruction for returns message. 7 = Duplicate - A re-transmission of a previously sent instruction for returns message involving the same parties at the specific request of the receiver. 9 = Original - An indication to the receiver that this is an original instruction for returns. 31 = Copy - A copy of an original message which has been sent for action or information purposes.
4343 Response type code	C an..3	N		
Segment Notes: This segment is used to indicate the type and function of a message and to transmit the identifying number. All references other than the document number DE 1004 are to be put in the RFF segment. Example: BGM+733::9+432097+9'				

5. Segments Layout

Segment number: 5

DTM - C 9 - Date/time/period				
Function: To specify date, and/or time, or period.				
	EDIFACT	GS1	*	Description
C507 DATE/TIME/PERIOD	M	M		
2005 Date or time or period function code qualifier	M an..3	M	*	137 = Document/message date/time
2380 Date or time or period value	C an..35	R		
2379 Date or time or period format code	C an..3	R		102 = CCYYMMDD 203 = CCYYMMDDHHMM
Segment Notes: This segment is used to specify any dates applicable to the complete instruction for returns message. DE 2005: Identification of the 'Document/message date/time' (code value 137) is mandatory in an EANCOM message. Example: DTM+137:20021201:102'				

5. Segments Layout

Segment number: 6

SG1		- C	9 - DOC-DTM		
DOC		- M	1 - Document/message details		
Function:					
To identify documents and details directly related to it.					
		EDIFACT	GS1	*	Description
C002	DOCUMENT/MESSAGE NAME	M	M		
1001	Document name code	C an..3	R		381 = Credit note - goods and services
1131	Code list identification code	C an..17	O		
3055	Code list responsible agency code	C an..3	D		
1000	Document name	C an..35	N		
C503	DOCUMENT/MESSAGE DETAILS	C	O		
1004	Document identifier	C an..35	O		
1373	Document status code	C an..3	O		4 = To arrive by separate EDI message 7 = To be raised and sent
1366	Document source description	C an..70	N		
3453	Language name code	C an..3	N		
1056	Version identifier	C an..9	N		
1060	Revision identifier	C an..6	N		
3153	Communication medium type code	C an..3	N		
1220	Document copies required quantity	C n..2	N		
1218	Document originals required quantity	C n..2	N		
Segment Notes:					
This segment is used to identify any documents which the message sender has or will raise for the message recipient as a result of a previously sent announcement for returns message.					
Example:					
Example: DOC+381'					

5. Segments Layout

Segment number: 8

SG2 - C		9 - RFF-DTM			
RFF - M		1 - Reference			
Function: To specify a reference.					
		EDIFACT	GS1	*	Description
C506	REFERENCE	M	M		
1153	Reference code qualifier	M an..3	M		AAK = Despatch advice number ALQ = Returns notice number AXB = Instruction for returns number CT = Contract number IV = Invoice number
1154	Reference identifier	C an..70	R		
1156	Document line identifier	C an..6	N		
4000	Reference version identifier	C an..35	N		
1060	Revision identifier	C an..6	N		
Segment Notes:					
This segment is used to specify any references valid for the complete instruction for returns message.					
Example:					
RFF+IV:52114'					

5. Segments Layout

Segment number: 9

SG2	- C	9 - RFF-DTM		
DTM	- C	9 - Date/time/period		
Function: To specify date, and/or time, or period.				
	EDIFACT	GS1	*	Description
C507	DATE/TIME/PERIOD	M	M	
2005	Date or time or period function code qualifier	M an..3	M	* 171 = Reference date/time
2380	Date or time or period value	C an..35	R	
2379	Date or time or period format code	C an..3	R	102 = CCYYMMDD 203 = CCYYMMDDHHMM
Segment Notes: This segment is used to specify any dates related to the previous RFF segment. Example: DTM+171:20021125:102'				

5. Segments Layout

Segment number: 10

SG3	- C	9 - NAD-LOC-SG4-SG5			
NAD	- M	1 - Name and address			
Function: To specify the name/address and their related function, either by C082 only and/or unstructured by C058 or structured by C080 thru 3207.					
	EDIFACT	GS1	*	Description	
3035	Party function code qualifier	M an..3	M		BY = Buyer CZ = Consignor PW = Despatch party SE = Seller SN = Store number SR = Supplier's agent/representative SU = Supplier
C082	PARTY IDENTIFICATION DETAILS	C	A		
3039	Party identifier	M an..35	M		Global Location Number GLN - Format n13 For identification of parties it is recommended to use GLN - Format n13.
1131	Code list identification code	C an..17	N		
3055	Code list responsible agency code	C an..3	R	*	9 = GS1
C058	NAME AND ADDRESS	C	O		This composite may only be used to fulfill the requirements of directive 2003/58/EC, article 4.
3124	Name and address description	M an..35	M		
3124	Name and address description	C an..35	O		
3124	Name and address description	C an..35	O		
3124	Name and address description	C an..35	O		
3124	Name and address description	C an..35	O		
C080	PARTY NAME	C	D		
3036	Party name	M an..35	M		Party Name in clear text.
3036	Party name	C an..35	O		
3036	Party name	C an..35	O		
3036	Party name	C an..35	O		
3036	Party name	C an..35	O		
3045	Party name format code	C an..3	O		
C059	STREET	C	D		
3042	Street and number or post office box identifier	M an..35	M		Building Name/Number and Street Name and/or P.O. Box
3042	Street and number or post office box identifier	C an..35	O		
3042	Street and number or post office box identifier	C an..35	O		
3042	Street and number or post office box identifier	C an..35	O		
3164	City name	C an..35	D		City/Town, clear text.
C819	COUNTRY SUB-ENTITY	C	D		

5. Segments Layout

Segment number: 10

	EDIFACT	GS1	*	Description
DETAILS				
3229 Country sub-entity name code	C an..9	O		
1131 Code list identification code	C an..17	O		
3055 Code list responsible agency code	C an..3	O		
3228 Country sub-entity name	C an..70	O		County/State, clear text.
3251 Postal identification code	C an..17	D		Postal code
3207 Country name code	C an..3	D		ISO 3166 two alpha code

Segment Notes:

This segment is used to identify the parties involved in the instructions for returns process.

Example:

NAD+BY+5412345000020::9'

NAD+SU+4012345500004::9'

Dependency Notes:

The following composites and data elements are only used when a coded name and address can not be used.

The affected composites and data elements are as follows:

C080 - C059 - 3164 - C819 - 3251 - 3207

5. Segments Layout

Segment number: 11

SG3	- C	9 - NAD-LOC-SG4-SG5
LOC	- C	9 - Place/location identification
Function:		
To identify a place or a location and/or related locations.		
	EDIFACT	GS1 * Description
3227 Location function code qualifier	M an..3	M 14 = Location of goods 23E = Return location (GS1 Temporary Code) Code value '14' is used to indicate the place where the goods for return are located.
C517 LOCATION IDENTIFICATION	C	R
3225 Location name code	C an..25	A GLN - Format n13
1131 Code list identification code	C an..17	O
3055 Code list responsible agency code	C an..3	D 9 = GS1 DE 3055 must be used if DE 3225 is used and does not contain an UN/LOCODE.
3224 Location name	C an..256	O
C519 RELATED LOCATION ONE IDENTIFICATION	C	N
3223 First related location name code	C an..25	
1131 Code list identification code	C an..17	
3055 Code list responsible agency code	C an..3	
3222 First related location name	C an..70	
C553 RELATED LOCATION TWO IDENTIFICATION	C	N
3233 Second related location name code	C an..25	
1131 Code list identification code	C an..17	
3055 Code list responsible agency code	C an..3	
3232 Second related location name	C an..70	
5479 Relation code	C an..3	N
Segment Notes:		
This segment is used to identify any locations related to the party identified in the NAD segment.		
Example:		
LOC+14+5412345678908::9'		

5. Segments Layout

Segment number: 12

SG3	- C	9 - NAD-LOC-SG4-SG5
SG4	- C	9 - RFF
RFF	- M	1 - Reference

Function:
To specify a reference.

	EDIFACT	GS1	*	Description
C506 REFERENCE	M	M		
1153 Reference code qualifier	M an..3	M	*	GN = Government reference number VA = VAT registration number XA = Company/place registration number YC1 = Additional party identification (GS1 Temporary Code)
1154 Reference identifier	C an..70	R		
1156 Document line identifier	C an..6	N		
4000 Reference version identifier	C an..35	N		
1060 Revision identifier	C an..6	N		

Segment Notes:
This segment is used to specify reference numbers related to the trading parties identified in the NAD segment.

Example:
RFF+VA:VR12345'

5. Segments Layout

Segment number: 13

SG3	- C	9 - NAD-LOC-SG4-SG5
SG5	- C	9 - CTA-COM
CTA	- M	1 - Contact information
Function:		
To identify a person or a department to whom communication should be directed.		
	EDIFACT	GS1 * Description
3139 Contact function code	C an..3	R IC = Information contact
C056 DEPARTMENT OR EMPLOYEE DETAILS	C	O
3413 Department or employee name code	C an..17	O
3412 Department or employee name	C an..35	O
Segment Notes:		
This segment is used to identify the department and/or person within the party specified in the NAD. The Global Location Number GLN - Format n13 - is particularly suitable for this purpose.		
Example:		
CTA+IC+:MARK CARTER'		

5. Segments Layout

Segment number: 14

SG3	- C	9 - NAD-LOC-SG4-SG5
SG5	- C	9 - CTA-COM
COM	- C	9 - Communication contact
Function:		
To identify a communication number of a department or a person to whom communication should be directed.		
	EDIFACT	GS1 * Description
C076 COMMUNICATION CONTACT	M	M
3148 Communication address identifier	Man..512	M
3155 Communication address code qualifier	Man..3	M
AO = Uniform Resource Location (URL) EM = Electronic mail TE = Telephone		
Segment Notes:		
This segment is used to identify the communications number and the type of communications used for the person or department identified in the CTA segment.		
Example: COM+005822630909:TE'		

5. Segments Layout

Segment number: 15

SG6 - C 99 - CDI-DTM-FTX				
CDI - M 1 - Physical or logical state				
Function: To describe a physical or logical state.				
	EDIFACT	GS1	*	Description
7001	Physical or logical state type code qualifier	M an..3	M	3E = Upon return (GS1 Temporary Code)
C564	PHYSICAL OR LOGICAL STATE INFORMATION	M	M	
7007	Physical or logical state description code	C an..3	A	12E = Return goods (GS1 Temporary Code) 13E = Dispose of goods (GS1 Temporary Code) 14E = Destroy goods (GS1 Temporary Code) 15E = Repair goods (GS1 Temporary Code) 16E = Hold for examination (GS1 Temporary Code) 17E = Return refused (GS1 Temporary Code)
1131	Code list identification code	C an..17	O	
3055	Code list responsible agency code	C an..3	D	9 = GS1
7006	Physical or logical state description	C an..70	O	
Segment Notes:				
This segment is used to indicate conditions specified by the message sender concerning the return or otherwise of all the goods detailed in the message.				
Example: CDI+3E+13E::9' All of the goods detailed in the message should be disposed of.				

5. Segments Layout

Segment number: 16

SG6	- C	99 - CDI-DTM-FTX
DTM	- C	9 - Date/time/period
Function: To specify date, and/or time, or period.		
	EDIFACT	GS1 * Description
C507 DATE/TIME/PERIOD	M	M
2005 Date or time or period function code qualifier	M an..3	M 234 = Collection date/time, earliest 235 = Collection date/time, latest 557 = Returned date
2380 Date or time or period value	C an..35	R
2379 Date or time or period format code	C an..3	R 102 = CCYYMMDD 203 = CCYYMMDDHHMM
Segment Notes: This segment is used to specify dates relevant to the returns conditions and instructions provided in the CDI and INS segments for the entire message. Example: DTM+234:20020601:102'		

5. Segments Layout

Segment number: 17

SG6	- C	99 - CDI-DTM-FTX			
FTX	- C	9 - Free text			
Function: To provide free form or coded text information.					
	EDIFACT	GS1	*	Description	
4451	Text subject code qualifier	M an..3	M		AAI = General information BAI = Additional product information address BAL = Non-acceptance information BAM = Returns information
4453	Free text function code	C an..3	O	*	1 = Text for subsequent use
C107	TEXT REFERENCE	C	D		This composite is only used when trading partners have agreed to use mutually defined code values.
4441	Free text value code	M an..17	M		
1131	Code list identification code	C an..17	O		
3055	Code list responsible agency code	C an..3	D		9 = GS1 92 = Assigned by buyer or buyer's agent
C108	TEXT LITERAL	C	D		This composite is only used if coded text can not be used.
4440	Free text value	M an..512	M		
4440	Free text value	C an..512	O		
4440	Free text value	C an..512	O		
4440	Free text value	C an..512	O		
4440	Free text value	C an..512	O		
3453	Language name code	C an..3	D		ISO 639 two alpha code This data element is only used when non coded free text has been provided in data element C108.
4447	Free text format code	C an..3	N		
Segment Notes: This segment is used to indicate free text information related to the entire message. Use of this segment in free form is not recommended since in most cases it inhibits automatic message processing. Coded references to standard texts is an available functionality which enables automatic processing and reduces transmission and processing overheads. Standard texts should be mutually defined among trading partners and can be used to cover legal and other requirements. Example: FTX+BAM+1+001::92' Standard text 001 = 'PLEASE ENSURE GOODS ARE DISPOSED OF IN CORRECT MANNER.'					

5. Segments Layout

Segment number: 18

SG9	- C	9 - TDT
TDT	- M	1 - Details of transport
Function:		
To specify the transport details such as mode of transport, means of transport, its conveyance reference number and the identification of the means of transport.		
	EDIFACT	GS1 * Description
8051 Transport stage code qualifier	M an..3	M 10 = Pre-carriage transport 20 = Main-carriage transport 30 = On-carriage transport
8028 Means of transport journey identifier	C an..17	O Reference number covering the transport.
C220 MODE OF TRANSPORT	C	A
8067 Transport mode name code	C an..3	R
8066 Transport mode name	C an..17	N
C228 TRANSPORT MEANS	C	O Data Elements 8179 and 8178 are only used when the type of transport must be specifically identified, that is, a generic description such as road transport is unsuitable.
8179 Transport means description code	C an..8	D 23 = Rail bulk car 31 = Truck
8178 Transport means description	C an..17	D
C040 CARRIER	C	O
3127 Carrier identifier	C an..17	A Global Location Number GLN - Format n13
1131 Code list identification code	C an..17	O
3055 Code list responsible agency code	C an..3	D 9 = GS1
3128 Carrier name	C an..35	O
8101 Transit direction indicator code	C an..3	N
C401 EXCESS TRANSPORTATION INFORMATION	C	N
8457 Excess transportation reason code	M an..3	
8459 Excess transportation responsibility code	M an..3	
7130 Customer shipment authorisation identifier	C an..17	
C222 TRANSPORT IDENTIFICATION	C	O
8213 Transport means identification name identifier	C an..9	O
1131 Code list identification code	C an..17	O
3055 Code list responsible agency code	C an..3	D DE 3055 must be used if DE 8213 is used.
8212 Transport means identification name	C an..35	R
8453 Transport means nationality code	C an..3	O

5. Segments Layout

Segment number: 18

	EDIFACT	GS1	*	Description
8281 Transport means ownership indicator code	C an..3	N		

Segment Notes:

This segment is used to identify the mode and means of transport which will be used to return the goods detailed in the message.

Example:

TDT+20++30+31+:::ACE EXPRESS'

The goods must be returned using a truck from the company ACE Express.

5. Segments Layout

Segment number: 19

SG11 - M 9999 - LIN-PIA-IMD-MEA-DTM-QTY-LOC-MOA-SG12-SG13-SG16-SG18				
LIN - M 1 - Line item				
Function: To identify a line item and configuration.				
	EDIFACT	GS1	*	Description
1082 Line item identifier	C an..6	R		Application generated number of the item lines within the message.
1229 Action request/notification description code	C an..3	N		
C212 ITEM NUMBER IDENTIFICATION	C	D		This composite is only used for the identification of GS1 codes. If another coding structure is required, e. g., HIBC, this composite will not be used and the code will be detailed in the PIA segment.
7140 Item identifier	C an..35	R		Format n..14 GTIN - this is the number of the article for which instructions for return are being provided.
7143 Item type identification code	C an..3	R	*	SRV = GS1 Global Trade Item Number
1131 Code list identification code	C an..17	N		
3055 Code list responsible agency code	C an..3	N		
C829 SUB-LINE INFORMATION	C	D		
5495 Sub-line indicator code	C an..3	R	*	1 = Sub-line information
1082 Line item identifier	C an..6	R		
1222 Configuration level number	C n..2	N		
7083 Configuration operation code	C an..3	N		
<p>Segment Notes:</p> <p>This segment indicates the beginning of the detail section of the instruction for returns message. If Global Trade Item Numbers are available it is mandatory to use GTIN within the LIN segment. The detail section is formed by a repeating group of segments, always starting with a LIN segment.</p> <p>Note on DE 1082: Numbering rule: In Part I, section 4.10 there is the recommendation "Within EANCOM® it is recommended that the line numbers used in the first occurrence of data element 1082 in the LIN segment be sequential, starting at 1 for each new message."</p> <p>Note on DE 7140: Only the following significant digits are possible: - 8 digits for GTIN 8 codes - 12 digits for GTIN 12 codes - 13 digits for GTIN 13 codes - 14 digits for GTIN 14 codes</p> <p>Dependency Note: C829 is only used when sub-lines are required. FOR A COMPLETE DESCRIPTION ON THE USAGE OF SUB-LINES PLEASE REFER TO PART I, SECTION 4.10.</p> <p>Example: LIN+1++4000862141404:SRV'</p>				

5. Segments Layout

Segment number: 20

SG11 - M 9999 - LIN-PIA-IMD-MEA-DTM-QTY-LOC-MOA-SG12-SG13-SG16-SG18				
PIA - C 9 - Additional product id				
Function: To specify additional or substitutional item identification codes.				
	EDIFACT	GS1	*	Description
4347 Product identifier code qualifier	M an..3	M	*	<p>1 = Additional identification 5 = Product identification</p> <p>Product Id function coded has the following restricted coded functions:</p> <p>1 - Additional Identification - To provide an additional identity for the product identified in the LIN segment. The additional identification can consist of : A supplemental identification which provides more information complementary to the GTIN provided in the LIN segment, e.g. a batch number, promotional variant number, product group number, etc. An alternative identification which may be used instead of the GTIN provided in the LIN segment, e.g. a buyers article number, an HIBC code, etc. 5 - Product Identification - To provide the primary product identification code when no GTIN has been provided in the LIN segment.</p>
C212 ITEM NUMBER IDENTIFICATION	M	M		
7140 Item identifier	C an..35	R		
7143 Item type identification code	C an..3	R		<p>PV = Promotional variant number HS = Harmonised system IN = Buyer's item number SA = Supplier's article number SRV = GS1 Global Trade Item Number</p>
1131 Code list identification code	C an..17	O		
3055 Code list responsible agency code	C an..3	D		<p>9 = GS1 91 = Assigned by supplier or supplier's agent 92 = Assigned by buyer or buyer's agent</p>
C212 ITEM NUMBER IDENTIFICATION	C	O		
7140 Item identifier	C an..35	R		
7143 Item type identification code	C an..3	R		
1131 Code list identification code	C an..17	O		
3055 Code list responsible agency code	C an..3	D		
C212 ITEM NUMBER IDENTIFICATION	C	O		
7140 Item identifier	C an..35	R		
7143 Item type identification code	C an..3	R		
1131 Code list identification code	C an..17	O		
3055 Code list responsible agency code	C an..3	D		
C212 ITEM NUMBER IDENTIFICATION	C	O		

5. Segments Layout

Segment number: 20

	EDIFACT	GS1	*	Description
7140 Item identifier	C an..35	R		
7143 Item type identification code	C an..3	R		
1131 Code list identification code	C an..17	O		
3055 Code list responsible agency code	C an..3	D		
C212 ITEM NUMBER IDENTIFICATION	C	O		
7140 Item identifier	C an..35	R		
7143 Item type identification code	C an..3	R		
1131 Code list identification code	C an..17	O		
3055 Code list responsible agency code	C an..3	D		

Segment Notes:

This segment is used to specify additional or substitutional item identification codes such as a buyer's or supplier's item number.

Examples:

PIA+1+ABC5343:IN'

In this example the PIA segment is used to provide an additional identification to the GTIN provided in the LIN segment. The GTIN 4000862141404 provided in the LIN segment refers to the internal buyer's item number ABC5343.

PIA+5+2209953C001L:AC'

This example details the HIBC code 2209953C001L which is provided as the primary product code because no GTIN was provided in the LIN segment.

5. Segments Layout

Segment number: 21

SG11 - M 9999 - LIN-PIA-IMD-MEA-DTM-QTY-LOC-MOA-SG12-SG13-SG16-SG18				
IMD - C 9 - Item description				
Function: To describe an item in either an industry or free format.				
	EDIFACT	GS1	*	Description
7077 Description format code	C an..3	O		B = Code and text C = Code (from industry code list) F = Free-form S = Structured (from industry code list)
C272 ITEM CHARACTERISTIC	C	O		
7081 Item characteristic code	C an..3	R		
1131 Code list identification code	C an..17	O		
3055 Code list responsible agency code	C an..3	D	*	9 = GS1 Must be used if DE7081 contains an GS1 Code.
C273 ITEM DESCRIPTION	C	A		
7009 Item description code	C an..17	O		CU = Consumer unit (GS1 Permanent Code) DU = Despatch unit (GS1 Permanent Code) TU = Traded unit (GS1 Permanent Code) VQ = Variable quantity product (GS1 Permanent Code)
1131 Code list identification code	C an..17	O		
3055 Code list responsible agency code	C an..3	D		9 = GS1 91 = Assigned by supplier or supplier's agent 92 = Assigned by buyer or buyer's agent
7008 Item description	C an..256	O		
7008 Item description	C an..256	O		
3453 Language name code	C an..3	O		
7383 Surface or layer code	C an..3	N		
<p>Segment Notes:</p> <p>This segment is used to describe the current line item. It is recommended that this segment only be used for coded descriptions. Data element 7008 in clear text should only be used when no product code is available or when free-form descriptions are required by trading partners. If you wish to indicate that promotional details are marked on the package, then this should be indicated in DE 7233 in the PAC segment.</p> <p>Example: IMD+C++TU::9' IMD+F++::CORN CRUNCHIES:CASE'</p>				

5. Segments Layout

Segment number: 22

SG11 - M 9999 - LIN-PIA-IMD-MEA-DTM-QTY-LOC-MOA-SG12-SG13-SG16-SG18				
MEA - C 9 - Measurements				
Function:				
To specify physical measurements, including dimension tolerances, weights and counts.				
	EDIFACT	GS1	*	Description
6311 Measurement purpose code qualifier	M an..3	M		PD = Physical dimensions (product ordered)
C502 MEASUREMENT DETAILS	C	A		
6313 Measured attribute code	C an..3	A		AAA = Unit net weight AAB = Unit gross weight HT = Height dimension LN = Length dimension WD = Width dimension
6321 Measurement significance code	C an..3	O		3 = Approximately 4 = Equal to
6155 Non-discrete measurement name code	C an..17	N		
6154 Non-discrete measurement name	C an..70	N		
C174 VALUE/RANGE	C	R		
6411 Measurement unit code	M an..3	M		
6314 Measurement value	C an..18	O		
6162 Range minimum value	C n..18	O		
6152 Range maximum value	C n..18	O		
6432 Significant digits quantity	C n..2	N		
7383 Surface or layer code	C an..3	N		
Segment Notes:				
This segment is used to specify any relevant measurements for the line item being returned.				
Example:				
Product with a length of 200 mm.				
MEA+PD+LN+MMT:200'				

5. Segments Layout

Segment number: 23

SG11 - M 9999 - LIN-PIA-IMD-MEA-DTM-QTY-LOC-MOA-SG12-SG13-SG16-SG18				
DTM - C 9 - Date/time/period				
Function: To specify date, and/or time, or period.				
	EDIFACT	GS1	*	Description
C507 DATE/TIME/PERIOD	M	M		
2005 Date or time or period function code qualifier	M an..3	M		36 = Expiry date
2380 Date or time or period value	C an..35	R		
2379 Date or time or period format code	C an..3	R		102 = CCYYMMDD 203 = CCYYMMDDHHMM 718 = CCYYMMDD-CCYYMMDD
Segment Notes: This segment is used to specify any dates applicable to the current line item only. Example: DTM+36:20020801:102'				

5. Segments Layout

Segment number: 24

SG11 - M 9999 - LIN-PIA-IMD-MEA-DTM-QTY-LOC-MOA-SG12-SG13-SG16-SG18				
QTY - C 9 - Quantity				
Function: To specify a pertinent quantity.				
	EDIFACT	GS1	*	Description
C186 QUANTITY DETAILS	M	M		
6063 Quantity type code qualifier	M an..3	M		61 = Return quantity
6060 Quantity	M an..35	M		
6411 Measurement unit code	C an..3	D		This DE is only used if the product being returned is of variable quantity.
Segment Notes: This segment is used to specify any quantities relevant for the current line item. Example: QTY+61:40'				

5. Segments Layout

Segment number: 25

SG11 - M 9999 - LIN-PIA-IMD-MEA-DTM-QTY-LOC-MOA-SG12-SG13-SG16-SG18				
LOC - C 9 - Place/location identification				
Function: To identify a place or a location and/or related locations.				
	EDIFACT	GS1	*	Description
3227 Location function code qualifier	M an..3	M		14 = Location of goods 23E = Return location (GS1 Temporary Code) Code value '14' is used to indicate the place where the goods for return are located.
C517 LOCATION IDENTIFICATION	C	R		
3225 Location name code	C an..25	A		GLN - Format n13
1131 Code list identification code	C an..17	O		
3055 Code list responsible agency code	C an..3	D		9 = GS1 DE 3055 must be used if DE 3225 is used and does not contain an UN/LOCODE.
3224 Location name	C an..256	O		
C519 RELATED LOCATION ONE IDENTIFICATION	C	N		
3223 First related location name code	C an..25			
1131 Code list identification code	C an..17			
3055 Code list responsible agency code	C an..3			
3222 First related location name	C an..70			
C553 RELATED LOCATION TWO IDENTIFICATION	C	N		
3233 Second related location name code	C an..25			
1131 Code list identification code	C an..17			
3055 Code list responsible agency code	C an..3			
3232 Second related location name	C an..70			
5479 Relation code	C an..3	N		
Segment Notes: This segment is used to identify locations relevant to the current line item. Example: LOC+14+5412345678908::9'				

5. Segments Layout

Segment number: 26

SG11 - M 9999 - LIN-PIA-IMD-MEA-DTM-QTY-LOC-MOA-SG12-SG13-SG16-SG18				
MOA - C 9 - Monetary amount				
Function: To specify a monetary amount.				
	EDIFACT	GS1	*	Description
C516 MONETARY AMOUNT	M	M		
5025 Monetary amount type code qualifier	M an..3	M		210 = Credit note amount
5004 Monetary amount	C n..35	R		
6345 Currency identification code	C an..3	O		ISO 4217 three alpha
6343 Currency type code qualifier	C an..3	N		
4405 Status description code	C an..3	N		
Segment Notes: This segment is used to specify any monetary amount relevant to the current line item. Example: MOA+210:5800:EUR' This example shows that the credit note amount for the current line item being returned is 5800 Euro.				

5. Segments Layout

Segment number: 27

SG11	- M	9999 - LIN-PIA-IMD-MEA-DTM-QTY-LOC-MOA-SG12-SG13-SG16-SG18	
SG12	- C	9 - DOC-DTM	
DOC	- M	1 - Document/message details	
Function:			
To identify documents and details directly related to it.			
	EDIFACT	GS1 * Description	
C002 DOCUMENT/MESSAGE NAME	M	M	
1001 Document name code	C an..3	R	381 = Credit note - goods and services
1131 Code list identification code	C an..17	O	
3055 Code list responsible agency code	C an..3	D	
1000 Document name	C an..35	N	
C503 DOCUMENT/MESSAGE DETAILS	C	O	
1004 Document identifier	C an..35	O	
1373 Document status code	C an..3	O	4 = To arrive by separate EDI message 7 = To be raised and sent
1366 Document source description	C an..70	O	
3453 Language name code	C an..3	O	
1056 Version identifier	C an..9	N	
1060 Revision identifier	C an..6	N	
3153 Communication medium type code	C an..3	N	
1220 Document copies required quantity	C n..2	N	
1218 Document originals required quantity	C n..2	N	
Segment Notes:			
This segment is used to identify any documents relevant to the current line item.			
Example:			
DOC+381+1552:7'			

5. Segments Layout

Segment number: 28

SG11	- M	9999 - LIN-PIA-IMD-MEA-DTM-QTY-LOC-MOA-SG12-SG13-SG16-SG18
SG12	- C	9 - DOC-DTM
DTM	- C	9 - Date/time/period

Function:
To specify date, and/or time, or period.

		EDIFACT	GS1	*	Description
C507	DATE/TIME/PERIOD	M	M		
2005	Date or time or period function code qualifier	M an..3	M	*	137 = Document/message date/time
2380	Date or time or period value	C an..35	R		
2379	Date or time or period format code	C an..3	R		102 = CCYYMMDD 203 = CCYYMMDDHHMM 718 = CCYYMMDD-CCYYMMDD

Segment Notes:
This segment is used to specify dates related to the document specified in the DOC segment.

Example:
DTM+137:20021210:102'

5. Segments Layout

Segment number: 29

SG11	- M	9999 - LIN-PIA-IMD-MEA-DTM-QTY-LOC-MOA-SG12-SG13-SG16-SG18
SG13	- C	9 - RFF-DTM
RFF	- M	1 - Reference

Function:
To specify a reference.

	EDIFACT	GS1	*	Description
C506 REFERENCE	M	M		
1153 Reference code qualifier	M an..3	M		AAK = Despatch advice number ALQ = Returns notice number AXB = Instruction for returns number CT = Contract number IV = Invoice number
1154 Reference identifier	C an..70	R		
1156 Document line identifier	C an..6	O		
4000 Reference version identifier	C an..35	N		
1060 Revision identifier	C an..6	N		

Segment Notes:
This segment is used to specify any references valid for the current line item only.

Example:
RFF+ALQ:5221:11'

5. Segments Layout

Segment number: 31

SG11	- M	9999 - LIN-PIA-IMD-MEA-DTM-QTY-LOC-MOA-SG12-SG13-SG16-SG18			
SG16	- C	9 - PAC-SG17			
PAC	- M	1 - Package			
Function:					
To describe the number and type of packages/physical units.					
		EDIFACT	GS1	*	Description
7224	Package quantity	C n..8	O		
C531	PACKAGING DETAILS	C	O		
7075	Packaging level code	C an..3	N		
7233	Packaging related description code	C an..3	O		
7073	Packaging terms and conditions code	C an..3	N		
C202	PACKAGE TYPE	C	R		
7065	Package type description code	C an..17	A		09 = Returnable pallet (GS1 Temporary Code)
1131	Code list identification code	C an..17	O		
3055	Code list responsible agency code	C an..3	D		9 = GS1
7064	Type of packages	C an..35	O		
C402	PACKAGE TYPE IDENTIFICATION	C	N		
7077	Description format code	M an..3			
7064	Type of packages	M an..35			
7143	Item type identification code	C an..3			
7064	Type of packages	C an..35			
7143	Item type identification code	C an..3			
C532	RETURNABLE PACKAGE DETAILS	C	N		
8395	Returnable package freight payment responsibility code	C an..3			
8393	Returnable package load contents code	C an..3			
Segment Notes:					
This segment is used to provide packaging information for the line item being returned.					
Example: PAC+++CR'					

5. Segments Layout

Segment number: 32

SG11	- M	9999 - LIN-PIA-IMD-MEA-DTM-QTY-LOC-MOA-SG12-SG13-SG16-SG18
SG16	- C	9 - PAC-SG17
SG17	- C	9 - PCI-DTM-GIN
PCI	- M	1 - Package identification
Function:		
To specify markings and labels on individual packages or physical units.		
	EDIFACT	GS1 * Description
4233 Marking instructions code	C an..3	R 14 = Mark expiry date 16 = Buyer's instructions 17 = Supplier's instructions 39 = Marked with Serial Shipping Container Code (SSCC) 34E = Marked with GS1 number (GS1 Temporary Code)
C210 MARKS & LABELS	C	O
7102 Shipping marks description	M an..35	M
7102 Shipping marks description	C an..35	O
7102 Shipping marks description	C an..35	O
7102 Shipping marks description	C an..35	O
7102 Shipping marks description	C an..35	O
7102 Shipping marks description	C an..35	O
7102 Shipping marks description	C an..35	O
7102 Shipping marks description	C an..35	O
7102 Shipping marks description	C an..35	O
7102 Shipping marks description	C an..35	O
8275 Container or package contents indicator code	C an..3	N
C827 TYPE OF MARKING	C	N
7511 Marking type code	M an..3	
1131 Code list identification code	C an..17	
3055 Code list responsible agency code	C an..3	
Segment Notes:		
This segment is used to provide markings and labels information relevant to the packaging unit identified in the PAC segment. This information may be used at the time of collection to correctly identify the packages for return.		
Example:		
PCI+17+FOR COLLECTION BY ACE EXPRESS - 30/:12/2002'		

5. Segments Layout

Segment number: 33

SG11	- M	9999 - LIN-PIA-IMD-MEA-DTM-QTY-LOC-MOA-SG12-SG13-SG16-SG18
SG16	- C	9 - PAC-SG17
SG17	- C	9 - PCI-DTM-GIN
DTM	- C	9 - Date/time/period
Function:		
To specify date, and/or time, or period.		
	EDIFACT	GS1 * Description
C507 DATE/TIME/PERIOD	M	M
2005 Date or time or period function code qualifier	M an..3	M 36 = Expiry date
2380 Date or time or period value	C an..35	R
2379 Date or time or period format code	C an..3	R 102 = CCYYMMDD 203 = CCYYMMDDHHMM
Segment Notes:		
This segment is used to specify dates related to the packaging for the current line item.		
Example:		
DTM+36:20020901:102'		

5. Segments Layout

Segment number: 34

SG11	- M	9999 - LIN-PIA-IMD-MEA-DTM-QTY-LOC-MOA-SG12-SG13-SG16-SG18
SG16	- C	9 - PAC-SG17
SG17	- C	9 - PCI-DTM-GIN
GIN	- C	9 - Goods identity number

Function:
To give specific identification numbers, either as single numbers or ranges.

	EDIFACT	GS1	*	Description
7405 Object identification code qualifier	M an..3	M	*	AW = Serial shipping container code BJ = Serial shipping container code SRV = GS1 Global Trade Item Number (GS1 Temporary Code)
C208 IDENTITY NUMBER RANGE	M	M		
7402 Object identifier	M an..35	M		
7402 Object identifier	C an..35	O		
C208 IDENTITY NUMBER RANGE	C	O		
7402 Object identifier	M an..35	M		
7402 Object identifier	C an..35	O		
C208 IDENTITY NUMBER RANGE	C	O		
7402 Object identifier	M an..35	M		
7402 Object identifier	C an..35	O		
C208 IDENTITY NUMBER RANGE	C	O		
7402 Object identifier	M an..35	M		
7402 Object identifier	C an..35	O		
C208 IDENTITY NUMBER RANGE	C	O		
7402 Object identifier	M an..35	M		
7402 Object identifier	C an..35	O		

Segment Notes:
This segment is used to provide identification numbers relevant to the packaging unit identified in the PAC segment.

Example:
GIN+AW+354123450000000014'

5. Segments Layout

Segment number: 36

SG11	- M	9999 - LIN-PIA-IMD-MEA-DTM-QTY-LOC-MOA-SG12-SG13-SG16-SG18
SG18	- C	99 - CDI-DTM-FTX
DTM	- C	9 - Date/time/period

Function:
To specify date, and/or time, or period.

	EDIFACT	GS1	*	Description
C507	DATE/TIME/PERIOD	M	M	
2005	Date or time or period function code qualifier	M an..3	M	200 = Pick-up/collection date/time of cargo 234 = Collection date/time, earliest 235 = Collection date/time, latest 557 = Returned date
2380	Date or time or period value	C an..35	R	
2379	Date or time or period format code	C an..3	R	102 = CCYYMMDD 203 = CCYYMMDDHHMM

Segment Notes:

This segment is used to specify dates relevant to the returns conditions and instructions provided in the CDI and INS segments for the current line item.

Example:
DTM+200:20020601:102'

5. Segments Layout

Segment number: 37

SG11	- M	9999 - LIN-PIA-IMD-MEA-DTM-QTY-LOC-MOA-SG12-SG13-SG16-SG18
SG18	- C	99 - CDI-DTM-FTX
FTX	- C	9 - Free text
Function: To provide free form or coded text information.		
	EDIFACT	GS1 * Description
4451 Text subject code qualifier	M an..3	M AAI = General information BAL = Non-acceptance information BAM = Returns information
4453 Free text function code	C an..3	O 1 = Text for subsequent use
C107 TEXT REFERENCE	C	D This composite is only used when trading partners have agreed to use mutually defined code values.
4441 Free text value code	M an..17	M
1131 Code list identification code	C an..17	O
3055 Code list responsible agency code	C an..3	D 9 = GS1 92 = Assigned by buyer or buyer's agent
C108 TEXT LITERAL	C	D This composite is only used if coded text can not be used.
4440 Free text value	M an..512	M
4440 Free text value	C an..512	O
4440 Free text value	C an..512	O
4440 Free text value	C an..512	O
4440 Free text value	C an..512	O
3453 Language name code	C an..3	D ISO 639 two alpha code This data element is only used when non coded free text has been provided in data element C108.
4447 Free text format code	C an..3	N
Segment Notes: This segment is used to indicate free text information related to the conditions of the current line item. Use of this segment in free form is not recommended since in most cases it inhibits automatic processing of the Instruction for Returns message. Coded references to standard texts is an available functionality which enables automatic processing and reduces transmission and processing overheads. Standard texts should be mutually defined among trading partners and can be used to cover legal and other requirements. Example: FTX+RTI+1+001::92' Standard text 001 = 'PLEASE ENSURE GOODS ARE DISPOSED OF IN CORRECT MANNER.'		

5. Segments Layout

Segment number: 38

CNT - C 9 - Control total				
Function: To provide control total.				
	EDIFACT	GS1	*	Description
C270 CONTROL	M	M		
6069 Control total type code qualifier	M an..3	M	*	1 = Total value of the quantity segments at line level in a message 2 = Number of line items in message
6066 Control total value	M n..18	M		
6411 Measurement unit code	C an..3	O		
Segment Notes: This is used to provide message control information for checking on the message receivers in-house system. Example: CNT+2:120'				

5. Segments Layout

Segment number: 39

UNT - M 1 - Message trailer				
Function: To end and check the completeness of a message.				
	EDIFACT	GS1	*	Description
0074	Number of segments in the message	M n..6	M	The total number of segments in the message is detailed here.
0062	Message reference number	M an..14	M	The message reference numbered detailed here should equal the one specified in the UNH segment.
Segment Notes: The UNT segment is a mandatory UN/EDIFACT segment. It must always be the last segment in the message. Example: UNT+40+ME000001'				

5. Segments Layout

Segment number: 40

UNZ - M 1 - Interchange trailer				
Function: To end and check the completeness of an interchange.				
	EDIFACT	GS1	*	Description
0036 Interchange control count	M n..6	M		Number of messages or functional groups within an interchange.
0020 Interchange control reference	M an..14	M		Identical to DE 0020 in UNB segment.
Segment Notes: This segment is used to provide the trailer of an interchange. UNZ+5+1234555' DE 0036: If functional groups are used, this is the number of functional groups within the interchange. If functional groups are not used, this is the number of messages within the interchange.				

6. Examples

Example 1

The following is an example of a simple instruction for returns for one line item between a supplier identified by GLN 4012345500004 and a buyer identified by GLN 5412345000013 . The message which was sent on the 4th of September 2002 and has the reference 481, relates to a delivery dated 14th of July and identified by the delivery note number ACX-8552, and an announcement for returns message sent the 30th of August 2002 with the reference 1276.

The supplier indicates that the credit note 600122 will be raised and sent on the 28th of September 2002.

The supplier reports that the return of 48 units of the product identified by GTIN 4000862141404 which are at the buyers location identified by GLN 5412345678908 has been accepted.

The buyer is requested to have the goods returned by the 8th of September 2002.

UNH+ME000001+RETINS:D:01B:UN:EAN003'	Message header
BGM+71E::9+481+9'	Instruction for returns number 481
DTM+137:20020904:102'	Message date 4th of September 2002
DOC+381+600122:7'	Indicates that credit note number 600122 will be raised and sent
DTM+137:20020928:102'	Credit note will be dated the 28th of September 2002
RFF+DQ:ACX-8552'	Returns instructions relates to delivery note number ACX-8552
DTM+171:20020714:102'	Delivery note issued on the 14th of July 2002
RFF+ARN:1276'	Instruction for returned relates to the announcement for returns number 1276
DTM+171:20020830:102'	Announcement for returns created on 30th of August 2002
NAD+SU+4012345500004::9'	Supplier identified by GLN 4012345500004
NAD+BY+5412345000013::9'	Buyer identified by GLN 5412345000013
LOC+14+5412345678908::9'	Location of goods identified by GLN 5412345678908
CDI+3E+12E::9'	Goods should be returned
DTM+557:20020908:102'	Return by date 8th of September 2002
LIN+1++4000862141404:SRV'	Product being instructed for return identified by GTIN 4000862141404
QTY+61:48'	Return quantity equals 48 units
CNT+2:1'	Count of the number of LIN segments in the message
UNT+18+ME000001'	Total number of segments in the message equals 19

6. Examples

Example 2

The following is an example of an instruction for returns for items between a supplier identified by GLN 4012345500004 and a buyer identified by GLN

5412345000013 . The message which was sent on the 4th of November 2002 and has the reference 9662, relates to a delivery note made on the 1st of November and identified by the delivery note number SEW-3252, and an announcement for returns message sent the 2nd of November 2002 with the reference A-976.

The supplier indicates that the credit note H-022 will be raised and sent on the 15th of November 2002.

The supplier reports that the return of 48 units of the product identified by GTIN 4000862141404 has not been accepted. The reason for non-acceptance is stated as being that an order number for the goods exists on the suppliers system.

The return of 20 units of the product identified by GTIN 5412345666660 is approved and the buyer is asked to use the service of the transport company ABC Express and to have the goods ready for collection on the 10th of November 2002. The buyer is asked to dispose of 6 units of the final product identified by GTIN 5055555111119.

UNH+ME000001+RETINS:D:01B:UN:EAN003 Message header

BGM+71E::9+9662+9'	Instruction for returns number 9662
DTM+137:20021104:102'	message date 4th of November 2002
DOC+381+H-022:4'	Indicates that credit note number H-022 will be sent in a separate EDI message
DTM+137:20021115:102'	Credit note will be dated the 15th of November 2002
RFF+DQ:SEW-3252'	Returns instructions relates to delivery note number SEW-3252
DTM+171:20021101:102'	Delivery note issued on the 1st of November 2002
RFF+ARN:A-976'	Instruction for returned relates to the announcement for returns number
	A-976
DTM+171:20021102:102'	Announcement for returns created on 2nd of November 2002
NAD+SU+4012345500004::9'	Supplier identified by GLN 4012345500004
NAD+BY+5412345000013::9'	Buyer identified by GLN 5412345000013
LOC+14+5412345678908::9'	Location of goods identified by GLN
	5412345678908
TDT+20++30++:::ABC EXPRESS'	The transported ABC Express must be used for the return
LIN+1++4000862141404:SRV'	First product being instructed for return identified by GTIN 4000862141404
QTY+61:48'	Return quantity equals 48 units
CDI+3E+17E::9'	Return of goods refused
FTX+NAI+++SEE ORDER NUMBER 2231'	Because the order number 2231 exists for their supply
LIN+2++5412345666660:SRV'	Second product being instructed for return identified by GTIN 5412345666660

6. Examples

QTY+61:20'	Return quantity equals 20 units
CDI+3E+12E::9'	Return is approved
DTM+200:20021110:102'	Ready for collection on the 10th of November 2002
LIN+3++5055555111119:SRV'	Third product being instructed for return identified by GTIN 5055555111119
QTY+61:6'	Return quantity equals 6 units
CDI+3E:13E::9'	Do not return, dispose of goods
CNT+2:3'	Count of the number of LIN segments in the message
UNT+26+ME000001'	Total number of segments in the message equals 27

Note:

The EDI interchange will include the UNB..UNZ segments and, if applicable, the UNG..UNE segments. (see Part I, section 5.7)